


Machine Safeguarding Map

Equipment Name: Upcut Saw		Equipment #: 1	
Department: Roughend	Created By: Nick Steiner	Approved by: Luc Connor	Date: 03/07/2025

NOTE: Ensure all safeguards are in-place, secured and functional before operating this machine



[H-1]


Hard Guard: Yellow Pulley Guard – Attached to machine. All fasteners in place. Guard is secure and does not have sharp edges.

[H-1]

Hard Guard: Orange Blade Guard – Attached to machine. All fasteners in place. Guard is secure and does not have sharp edges.


[F-1]

Foot Control: Pedal is secured beneath the cover guard.



[H-1]

Hard Guard: Orange Blade Guard – Attached to machine. All fasteners in place. Guard is secure and does not have sharp edges.



[F-1]

Foot Control: Pedal is secured beneath the cover guard.

