


Machine Safeguarding Map


Equipment Name: Upcut Saw – V2		Equipment #: 1	
Department: Roughend	Created By: Nick Steiner	Approved by: Luc Connor	Date: 03/07/2025

NOTE: Ensure all safeguards are in-place, secured and functional before operating this machine




[H-1]

Hard Guard: Yellow Pulley Guard – Attached to machine. All fasteners in place. Guard is secure and does not have sharp edges.



[H-1]

Hard Guard: Orange Blade Guard – Attached to machine. All fasteners in place. Guard is secure and does not have sharp edges.



[F-1]

Foot Control: Pedal is secured beneath the cover.
