



# Machine Safeguarding Map

Equipment Name: Scissors		Equipment #: 1023	
Department: Sales	Created By: Scott Shaver	Approved by:	Date: 02/18/2025

**NOTE: Ensure all safeguards are in-place, secured and functional before operating this machine**



## [H-1]

Hard Guard: Attached to machine. All fasteners in place. Guard is secure and does not have sharp edges.

---


## [E-1]

Emergency Stop Button: Red color, no cracks or missing pieces. Must be working – Push when machine is not in operation and then try to start machine.

---

---

---



**[E-1]**

Emergency Stop Button: Red color, no cracks or missing pieces. Must be working – Push when machine is not in operation and then try to start machine.

---

---

---

---